

# DOLFIN

LIPOSUCTION CANNULA

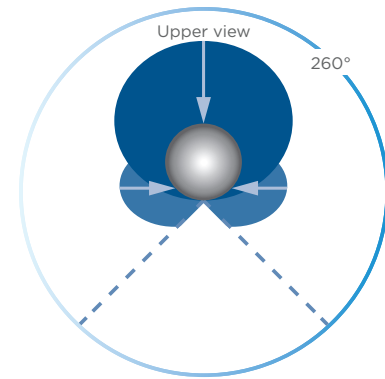



3 PORTS  
Σ ≈ 14-50 mm<sup>2</sup>


MEDIUM  
SUCTION EFFICIENCY  
(avg.)

260°  
SUCTION PRECISION

1 TOP +  
2 LATERAL



3 suction sides  
1 non-suction side




CANNULA		PORTS		TIP		η
mm	∅ G	mm	Nº	mm <sup>2</sup>	D/D	☒
3,0	11	150	3	≈ 14	☐	☒
3,0	11	250	3	≈ 14	☐	☒
4,0	8	150	3	≈ 30	☐	☒
4,0	8	250	3	≈ 30	☐	☒
4,0	8	350	3	≈ 30	☐	☒
5,0	6	250	5	≈ 50	☐	☒
5,0	6	350	3	≈ 50	☐	☒

REF	☒
DOLF3150-2	10
DOLF3250-2	10
DOLF4150-2	10
DOLF4250-2	10
DOLF4350-2	10
DOLF5250-2	10
DOLF5350-2	10

# DOLFIN PLUS

LIPOSUCTION CANNULA

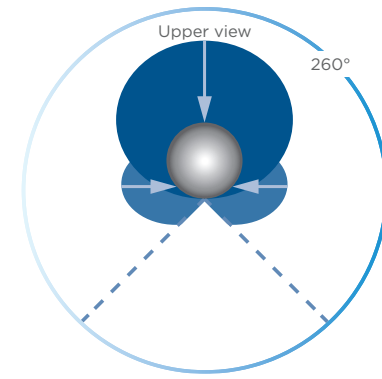



7 PORTS  
Σ ≈ 40 mm<sup>2</sup>

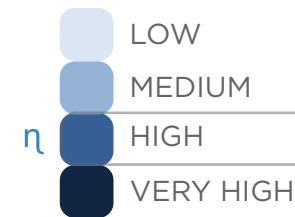
HIGH  
SUCTION EFFICIENCY  
(avg.)

260°  
SUCTION PRECISION

3 TOP +  
2X2 LATERAL



3 suction sides  
1 non-suction side



CANNULA		PORTS		TIP		η
mm	∅ G	mm	Nº	mm <sup>2</sup>	D/D	☒
4,0	8	250	7	≈ 40	☐	☒

REF	☒
DOPL4250-2	10

# DOLFIN PRO

LIPOSUCTION CANNULA

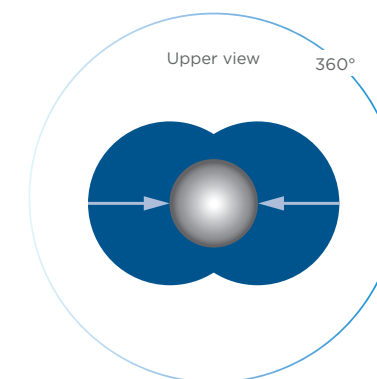
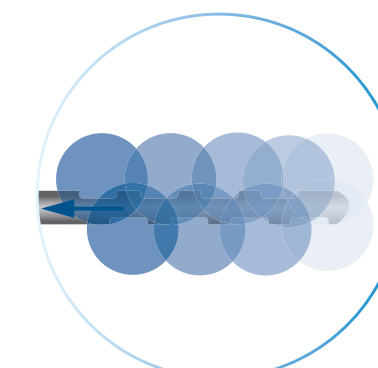


8 PORTS  
Σ ≈ 50-70 mm<sup>2</sup>


VERY HIGH  
SUCTION EFFICIENCY  
(avg.)

360°  
FULL SUCTION

4+4  
CONTRALATERAL



2 suction sides



CANNULA		PORTS		TIP		η
mm	∅ G	mm	Nº	mm <sup>2</sup>	D/D	☒
4,0	8	250	8	≈ 50	☐	☒
4,0	8	350	8	≈ 50	☐	☒
5,0	6	250	8	≈ 70	☐	☒
5,0	6	350	8	≈ 70	☐	☒

REF	☒
DOLP4250-2	10
DOLP4350-2	10
DOLP5250-2	10
DOLP5350-2	10